

PML

PML lifting magnets are primarily used for lifting and handling operations in steel workshops. They can lift and transport iron blocks, cylindrical components, and various other magnetic materials. With a design focused on ease of operation, safety, and a lightweight yet sturdy construction, PML magnets are widely used as hoisting devices in factories, docks, warehouses, and the transportation industry. By using PML magnets, you can improve working conditions and increase operational efficiency. They provide the perfect solution for loading and unloading various workpieces, including press Molds, plastic Molds, machined parts, and more. These magnets feature a strong magnetic circuit powered by NdFeB permanent magnets. The magnetic path is turned on and off by rotating a manual arm. Shackles are located on top of the magnet body for easy lifting, and a veto slot on the holding face securely grips cylindrical components.

Features and Applications

This technology enables to make a powerful, lightweight & portable permanent lifting magnet and were designed for easy performance and longevity by distinctive in style and fortunately it doesn't require any electricity power. Each magnetic lifter equipped with a smooth Lever action that rotates just 90° from "off" to "on" positions to make the switching process easy. All lifters feature a unique lever locking system that allows single-hand operation, enabling the operator to securely support the load. Notably, the magnetic lifter's bi-polar design ensures safe lifting of both flat and round stock. Each lifting magnet is tested to exceed a safety factor of 3.5 times.

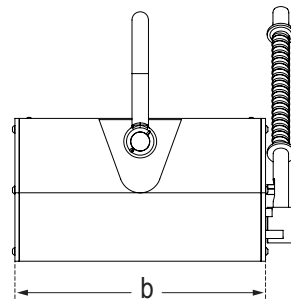
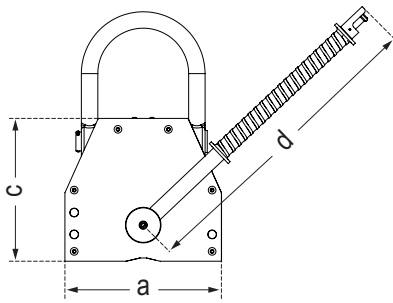
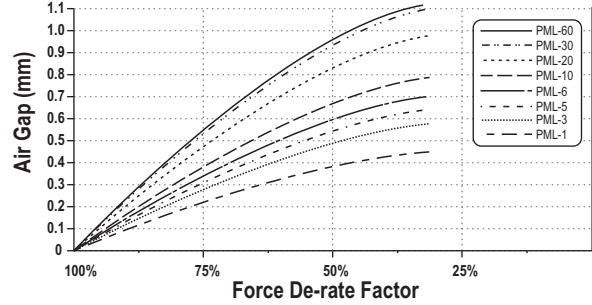
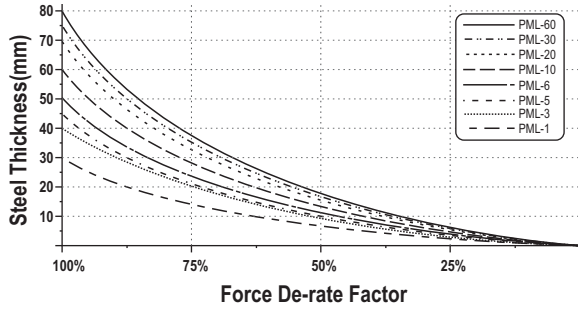
Additionally, every unit undergoes a rigorous air-gap test to guarantee reliability. The incorporation of high-strength NdFeB elements in the PML enhances magnetic power while minimizing the device's weight

The main advantages of the Permanent Lifting magnet

- The small dimensions and low weight
- Long lifetime and stable lifting performance
- Without electric power consumption, no request cable, control panel and battery
- Load will not fall due to power failure
- Fast switching by turning on-off handle
- Mechanical lock on Crow to prevent of any undesirable tear load off
- No maintenance required
- Special contoured or V shaped pole profiles provided for lifting curved objects such as round bars, Pipes etc.



Permanent magnetic Lifter PML



Model	Rated lifting strength (SF 3.5)	Rated lifting strength (SF 2)	Cylindrical lifting (SF 3.5)	Max pulloff strength	Dimensions				Operation temperature	Weight Approx.
					a	b	c	d		
	kgf	kgf	kgf	kgf	mm				°C	kg
PML 100	100	175	30	350	62	92	67	145	<80	3
PML 300	300	525	100	1,050	92	162	96	180	<80	10
PML 500	500	870	150	1,750	120	216	118	220	<80	20
PML 600	600	1,050	200	2,100	122	232	120	220	<80	24
PML 1000	1,000	1,750	300	3,500	176	258	163	285	<80	50
PML 2000	2,000	3,500	600	7,000	234	378	212	465	<80	125
PML 3000	3,000	5,250	1,000	10,500	286	458	261	565	<80	220
PML 6000	6,000	9,600	2,000	19,200	296	720	266	710	<80	398

